

Walmart Luminate Case Study

Health Care & Wellness: Walmart Department Dynamics



How Sanofi used a single report from Walmart Luminate to define questions and drive deeper conversations with Walmart Merchants.

“One (Walmart Luminate) report equaled massively robust analysis.”



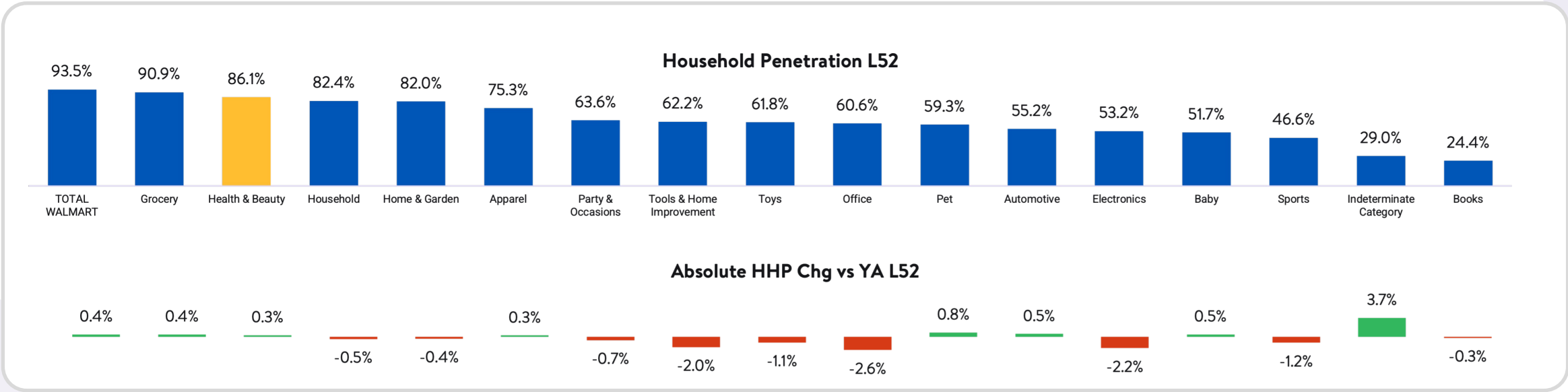
Erica Forys-Koger

Director, Category Development

Sanofi

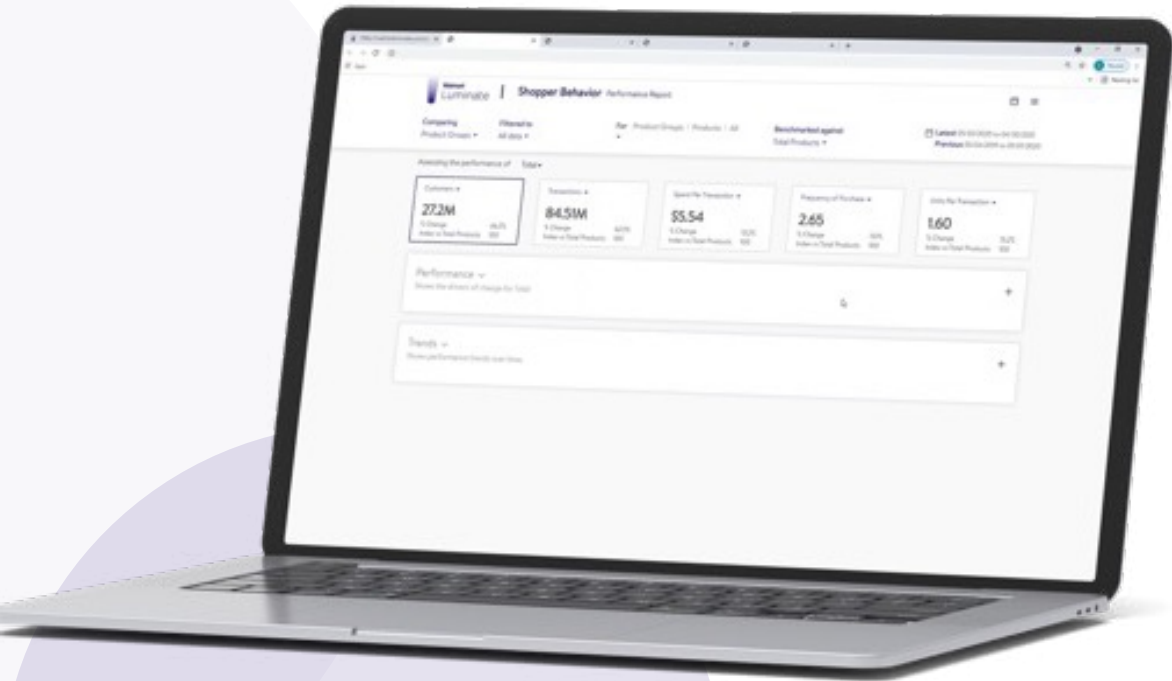
sanofi Walmart Luminate Case Study: Sanofi

Top categories during the pandemic (office, home improvement, and electronics) showed the largest declines in household penetration at Walmart. Notably for Sanofi, Health & Beauty showed slight gains instead.



Sanofi Walmart Luminate Case Study: Sanofi

In light of these trends, Sanofi turned to the Shopper Behavior Performance in Detail report to analyze the Health Care and Wellness categories at Walmart and identify new opportunities ahead of Merchant conversations.



Health Care

Allergy, analgesics, diabetes (over the counter), first aid, foot care, pediatrics and humidifiers



Wellness

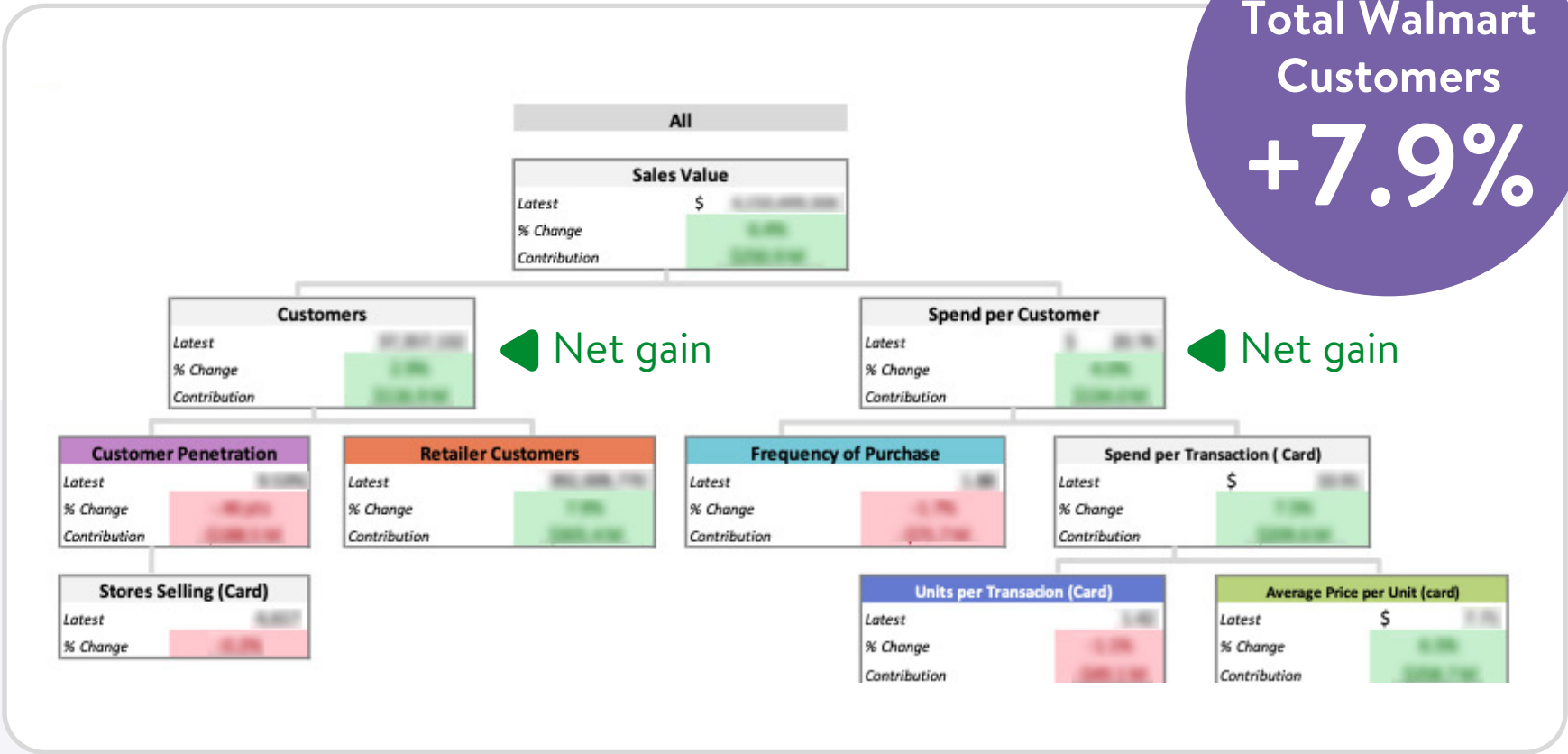
Antacids, functional vitamins, laxatives, probiotics

Sanofi Walmart Luminate Case Study: Sanofi

Insight 1 They learned that higher Dollar Rings and more customers are driving growth across health care and wellness.

Total Walmart Customers
+7.9%

Deeper question
How can we drive consumers down the health care and wellness aisles?

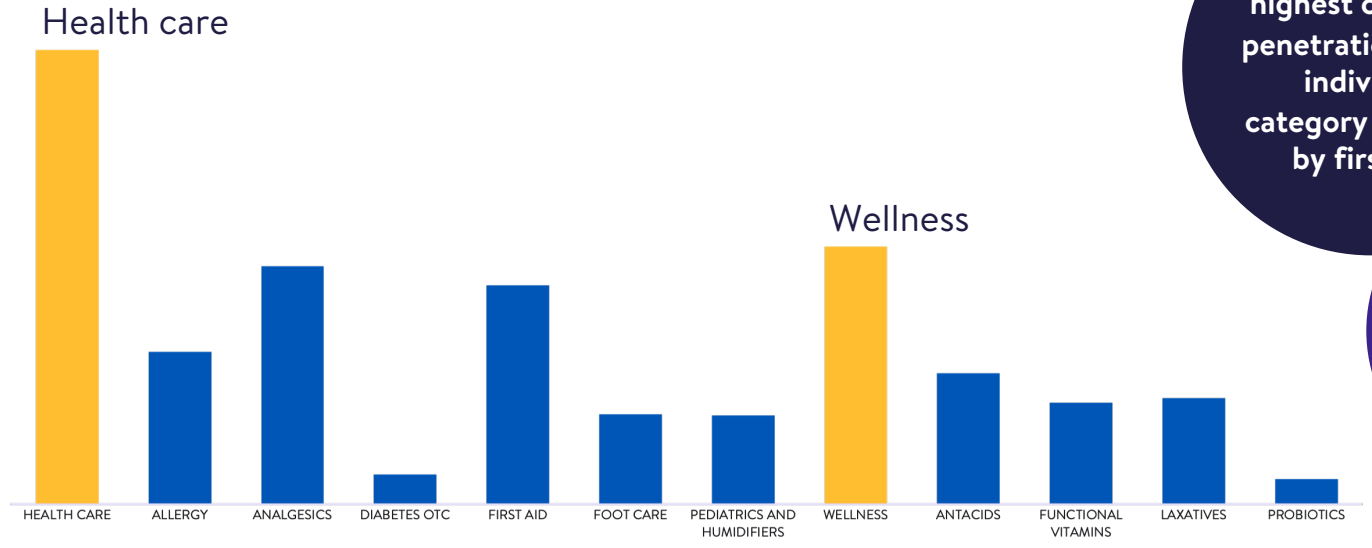


sanofi Walmart Luminate Case Study: Sanofi

Insight 2 More customers are shopping at Walmart, but penetration is declining in health care and wellness.

Diabetic over the counter (OTC) is the most productive category per point of customer penetration—growing this category +1 point equals a \$165 million opportunity.

Walmart Customer Penetration & % Chg vs YA



Analgesics has the highest customer penetration of any individual category followed by first aid.

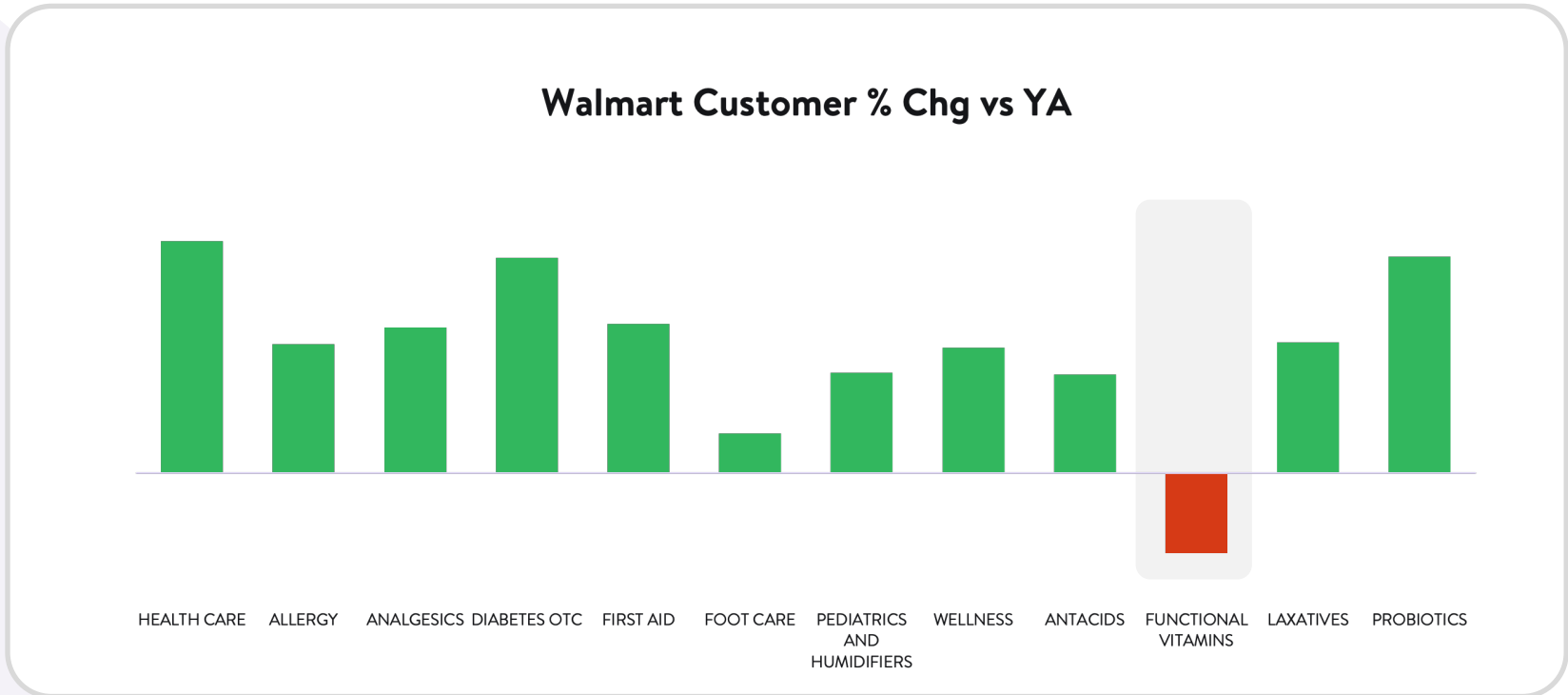
Vitamins and foot care are the fastest declining categories in customer penetration

Customer Penetration*
47.83%
(-1.45% vs YA)

*Customer penetration total change for total Walmart Luminate Charter data – personal care, beauty, health care & wellness

sanofi Walmart Luminate Case Study: Sanofi

Insight 2 There are large-dollar opportunities in bringing customer penetration back in line with total Walmart trends—and functional vitamins, a wellness subcategory, is the largest at \$78 Million.

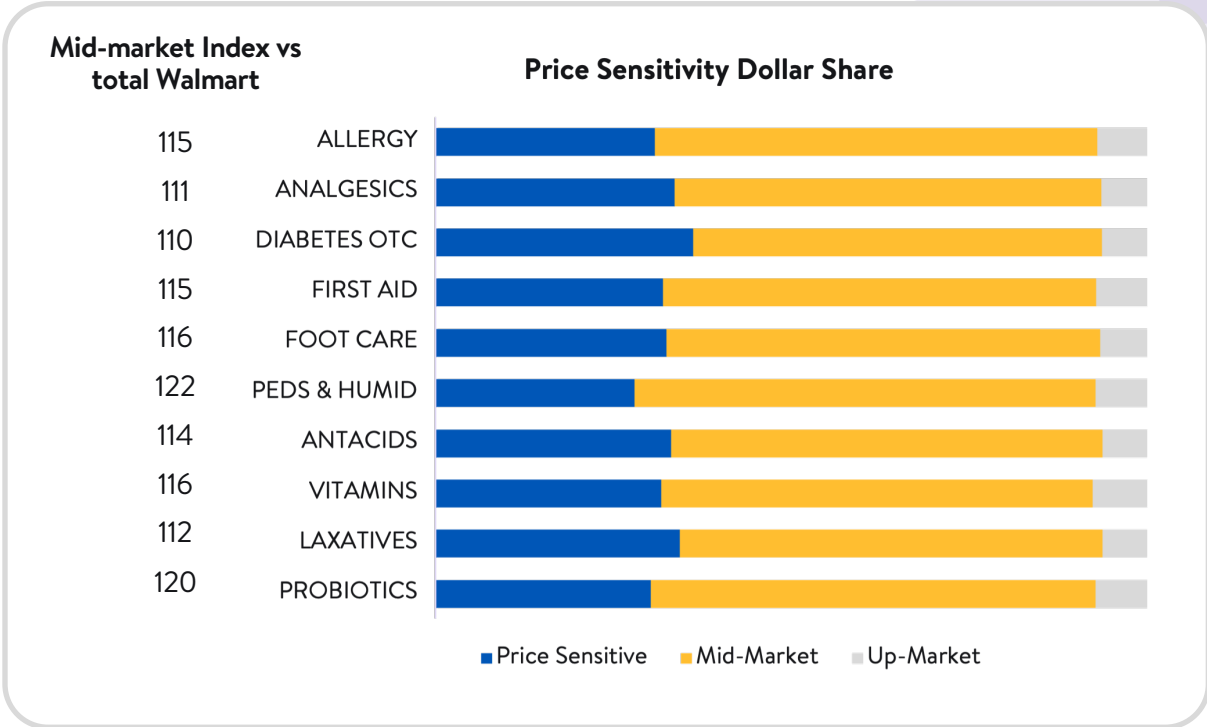
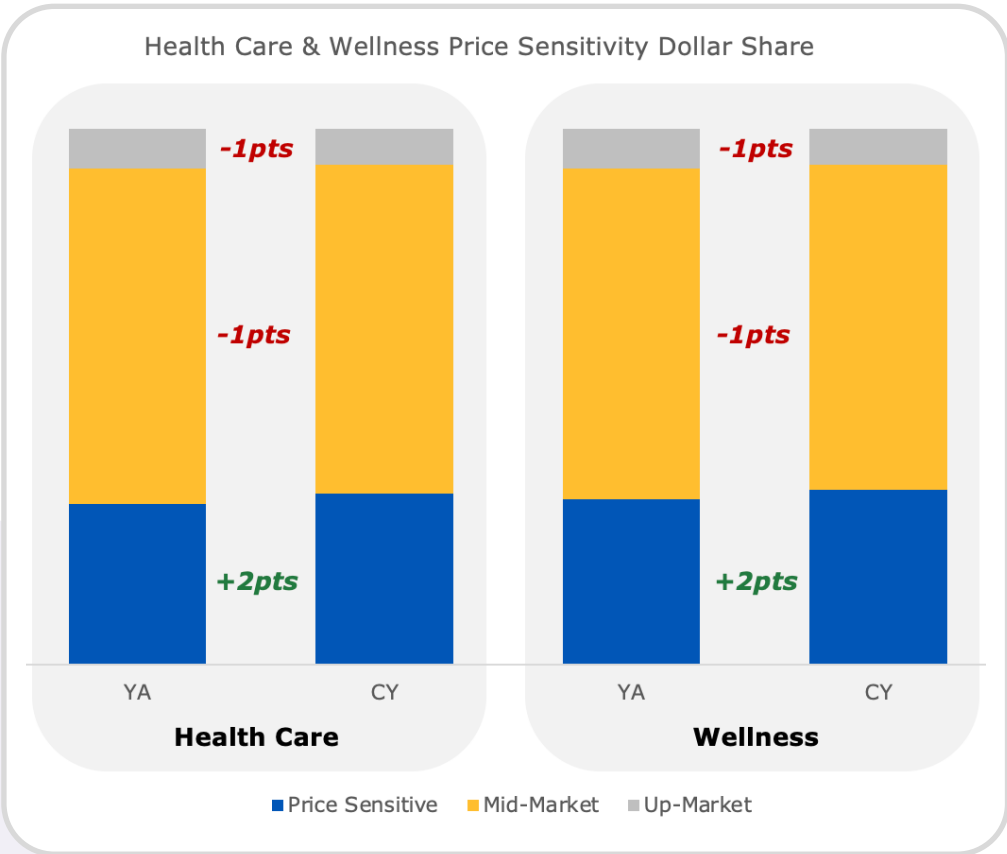


Deeper question
How can these strong customer penetration categories be leveraged to drive awareness to other categories in the larger set?

sanofi Walmart Luminate Case Study: Sanofi

Insight 3 Share shifts across individual categories are aligned with total health care and wellness.

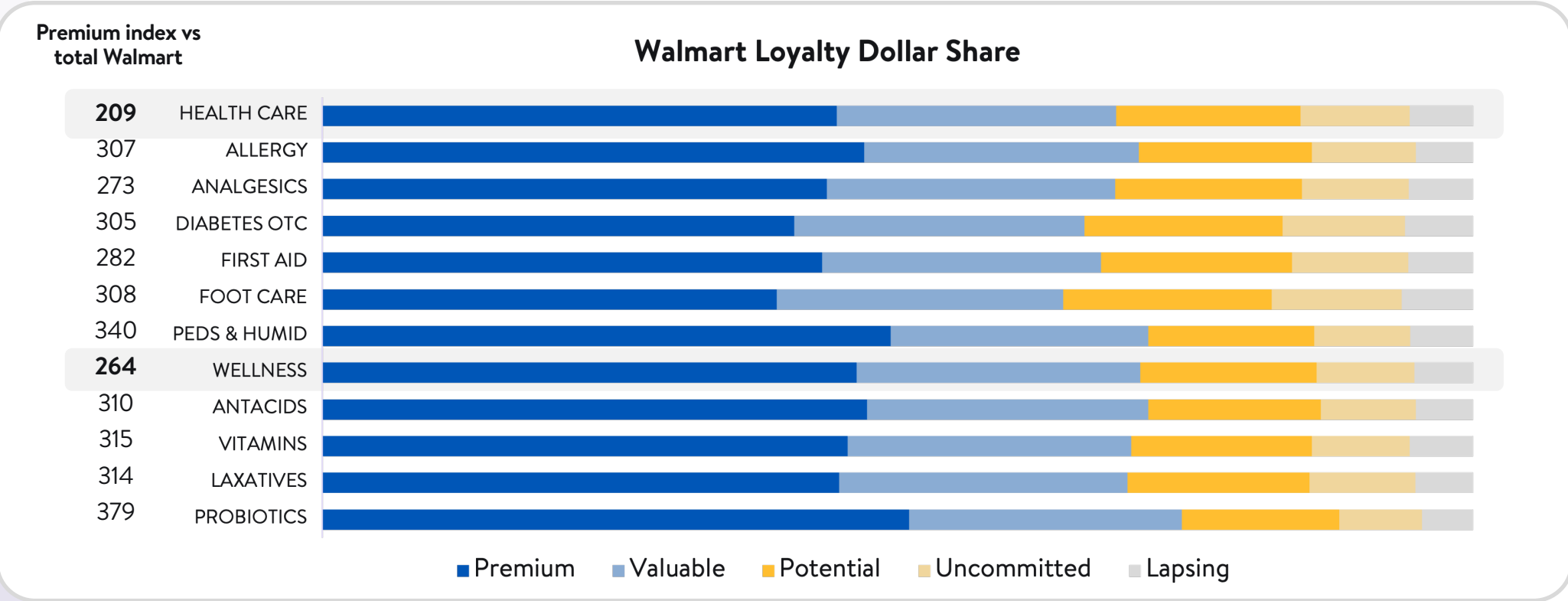
Categories are growing ~2pts in the price-sensitive segment; the mid-market price segment is slightly over index vs total Walmart across all categories.



sanofi Walmart Luminate Case Study: Sanofi

Insight 3 Loyal Walmart customers (premium shoppers) over index in health care and wellness categories.

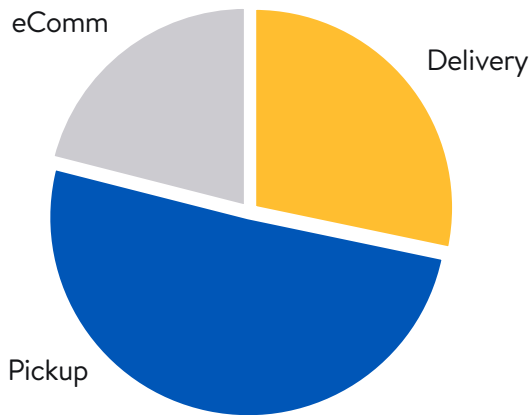
Dollar sales are shifting into premium and lapsing loyalty segments but declining or flat in others. This shows Walmart is converting shoppers to be more loyal, but losing less loyal shoppers as consumers lapse in the categories.



Sanofi Walmart Luminate Case Study: Sanofi

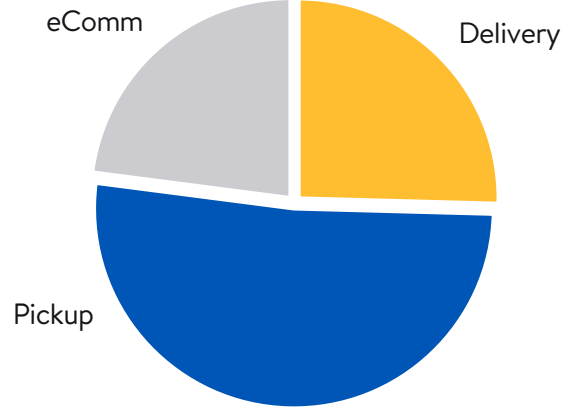
Insight 3 There is opportunity to expand across channels; up-market consumers over index in eComm, creating the chance to engage higher price-point shoppers.

Health Care Digital Channel Share
Index vs. Total Walmart



	Price Sensitive	Mid-Market	Up-Market
Delivery	98	103	86
Pickup	97	104	85
In-store	92	111	73
eComm	101	95	127

Wellness Digital Channel Share
Index vs. Total Walmart



	Price Sensitive	Mid-Market	Up-Market
Delivery	97	104	86
Pickup	97	104	85
In-store	91	112	72
eComm	98	96	135

Deeper question

How do we expand the footprint of alternate shopper channels for continued category growth as well as ease for consumers?

Sanofi Walmart Luminate Case Study: Sanofi

Clear data was the starting line for better collaboration. The insights from the Shopper Behavior Performance in Detail report helped Sanofi determine the right questions to drive Merchant conversations.

